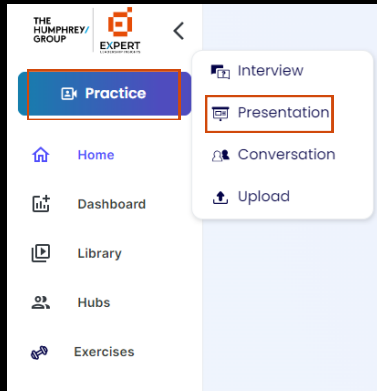


# How to Record a Presentation with ELI

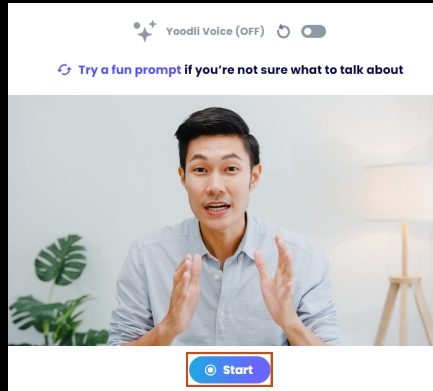


1



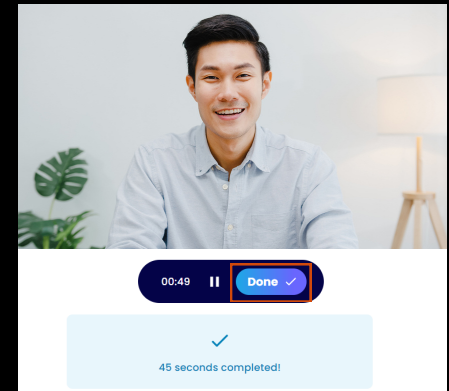
On the lefthand side, click Practice. From the menu options that appear, select Presentation

2



Begin your presentation by pressing the Start button. For the best analytics, speak for at least 45 seconds.

3



Once your presentation is complete click the Done button. Your video will automatically be saved in your Library and analytics will be available.

